




# LET THE SKY IN

PERFORMANCE ROOF LIGHT RANGE



## PERFORMANCE in both looks & quality...

### KEY FEATURES

- > Available in Anthracite Grey or White
- > Range of sizes from 500x500mm to 800x3000mm
- > Choice of glass including self-cleaning
- > Overall glass U-Value from 0.9w/m<sup>2</sup>k (Celsius)
- > Aluminium exterior with superior thermal properties
- > From 2.5° pitched kerb allowing water to drain off
- > Quick installation in 4 easy steps
- > 10 year guarantee

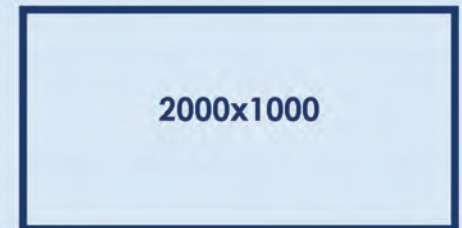
### EXAMPLE SIZES



500x500



1000x1000



2000x1000



RGWS | Bonehill Farm | Bonehill Road | Tamworth | Staffordshire | B78 3HP

[enquiries@rgwsrooflanterns.com](mailto:enquiries@rgwsrooflanterns.com)

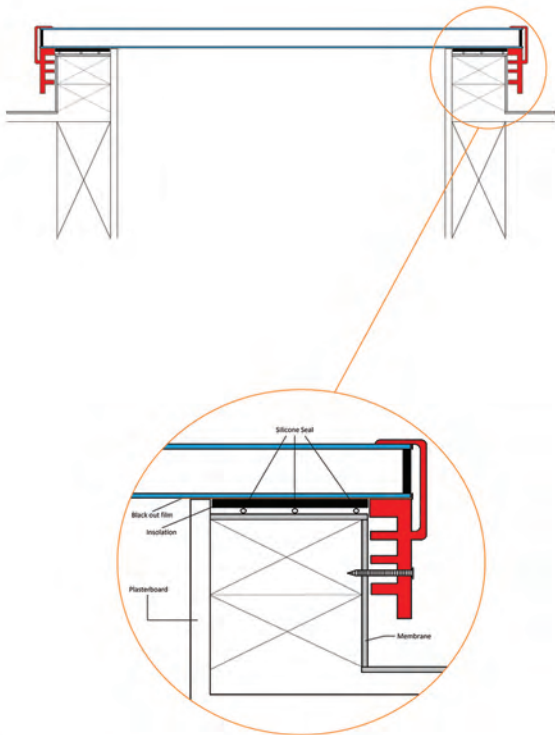
[www.rgwsrooflanterns.com](http://www.rgwsrooflanterns.com)

01827 67233

**Performance** >  
FLAT ROOF LANTERNS FROM RGWS



# PERFORMANCE FLAT ROOF LIGHT minimal frame & maximum exposure



## QUICK & EASY INSTALLATION

1. With the existing kerbs in place make sure your weatherproof membrane laps over the kerbs.
2. Before fitting the roof lantern, run some silicone on top of the kerb (silicone must be low modular neutral cure).
3. Place the roof lantern on to the kerb and keep equal spacing around the outside edge.
4. Once in place, fix through the side of the frame at 300mm centres.

RGWS | Bonehill Farm | Bonehill Road | Tamworth | Staffordshire | B78 3HP

[enquiries@rgwsrooflanterns.com](mailto:enquiries@rgwsrooflanterns.com)

[www.rgwsrooflanterns.com](http://www.rgwsrooflanterns.com)

01827 67233

**Performance**  
FLAT ROOF LANTERNS FROM RGWS